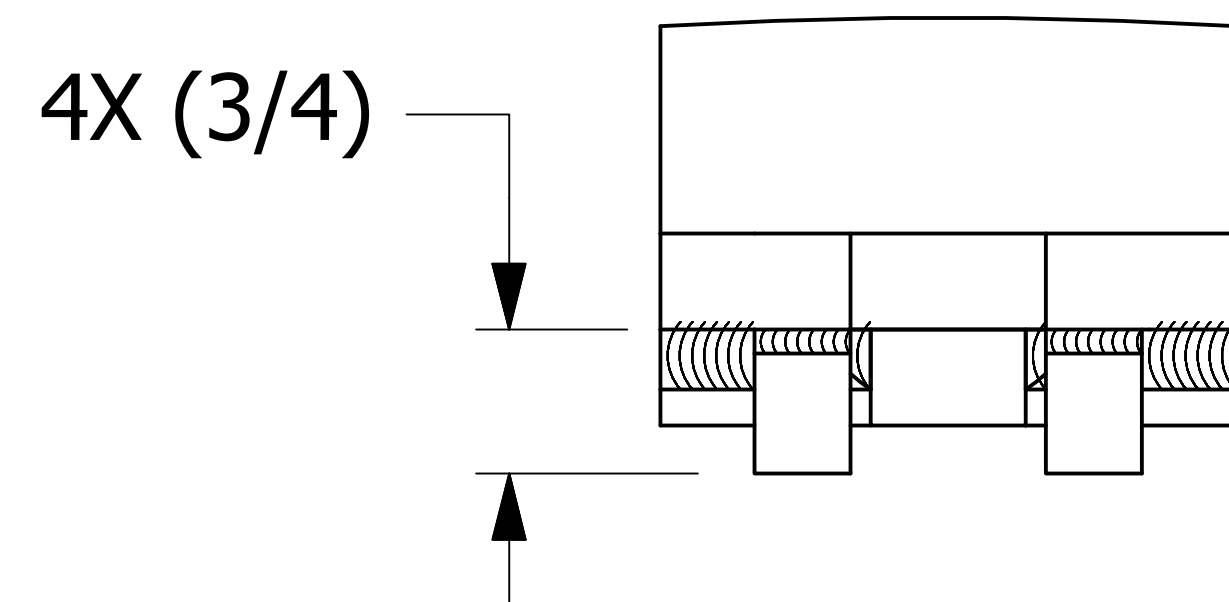
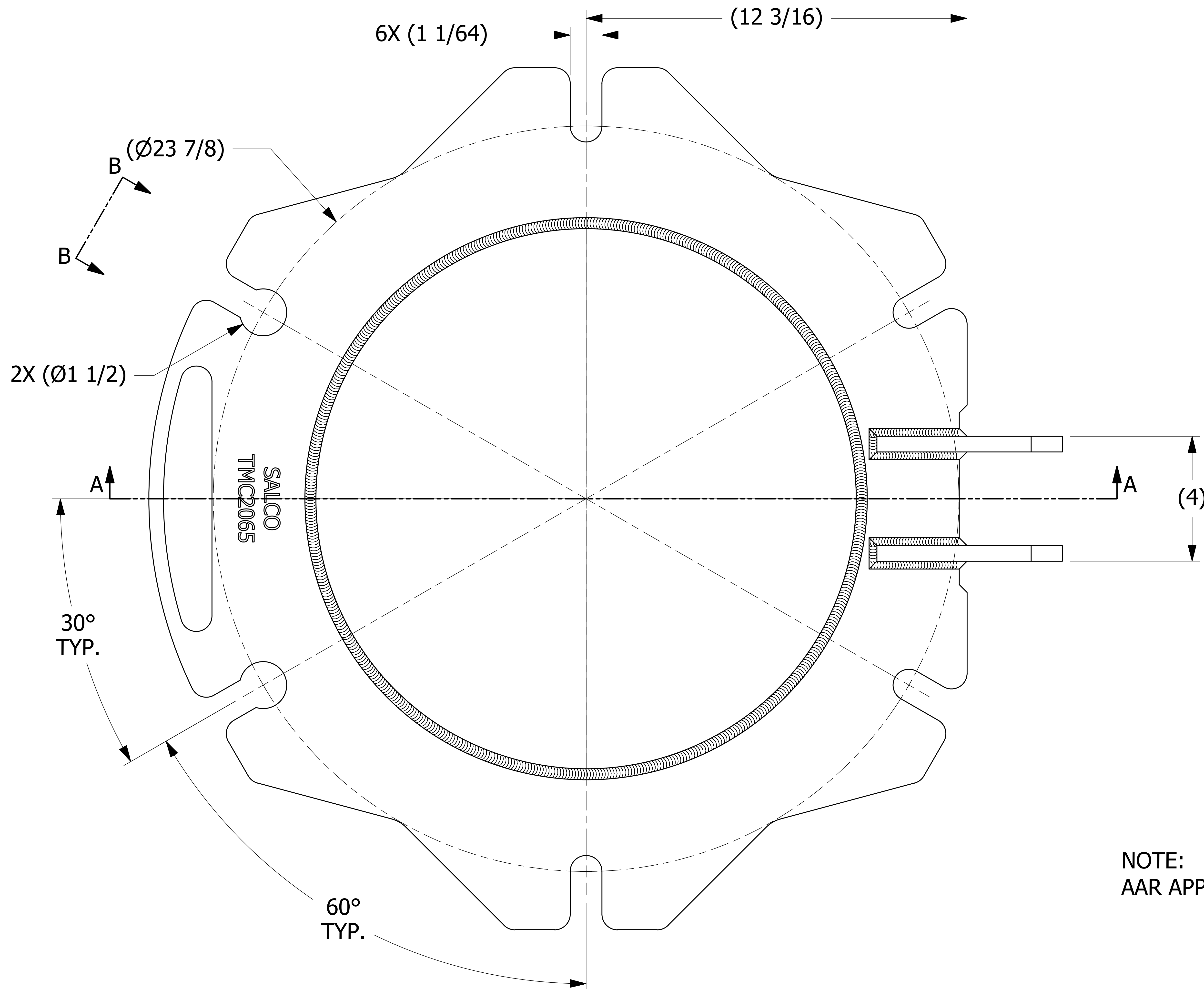


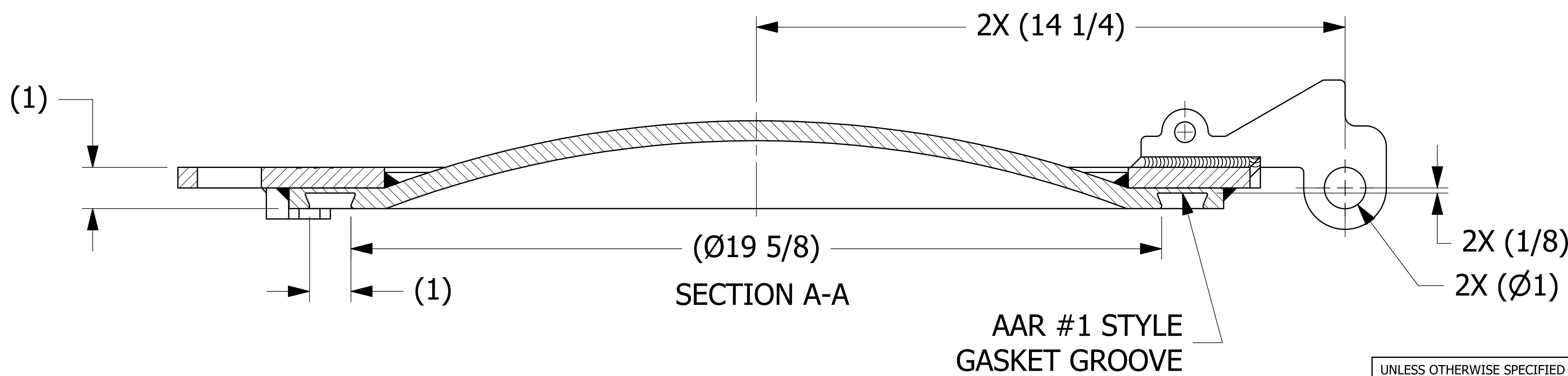
SALES DRAWING SALES DRAWING SALES DRAWING

SALES DRAWING SALES DRAWING SALES DRAWING



VIEW B-B
SCALE 1 : 1

NOTE:
AAR APPROVAL # E-182114.



AAR #1 STYLE
GASKET GROOVE

REV	BY	DATE	DESCRIPTION
L	CHL	4-9-19	REMOVED QAP4A-1 NOTE; Q-2.15.7 WAS QAP4C-1; UPDATED WELD NOTE TO D-008; ADDED D-005 NOTE; AAR # WAS E-089005
K	RJP	10-4-17	HINGE WELD WAS 3/8"; REMOVED 4X .69; ADDED 4X .55; ADDED NOTE 6 & (12 3/16); ADDED "SALCO" TO ENGRAVING; 4.00+ .00/- .06 WAS 4.00; UPDATED WELD NOTE TO DSS 12
J	JG	8-24-16	REPLACED TMCR206C1 & TMCDSC1MF W/ TMCDR206501; A44194 WAS A29293; B40713 WAS B41297; UPDATED NOTES, VIEWS
I	JG	7-8-15	REPLACED TMCHS4TR WITH A41297
H	JG	4-28-14	UPDATED WELD SYMBOL
G	JK	4-20-12	ADDED NOTE #5 & HEAT/LOT NOTE
F	CHL	10-29-10	ADDED VIEW D & DIM 3/4" TO A29293
E	CHL	10-29-10	UPDATED NOTES, REPLACED A14392 W/A29293, UPDATED WELD SYMBOL, ADDED PART NUMBER TO RING SURFACE
D	AJB	3-18-09	UPDATED SAFETY STOP WELD SPECIFICATION
C	CHL	5-27-08	UPDATED NOTES & ADDED VIEW C
B	AJB	5-5-06	UPDATED NOTES
A	CHL	5-29-03	ADDED A14392 TO ASSEMBLY

UNLESS OTHERWISE SPECIFIED
DIMENSIONAL TOLERANCES
FRACTIONAL: $\pm 1/16$
X.XX: $\pm .03$
X.XXX: $\pm .015$
ANGULAR: $\pm 1^\circ$
DEBURR ALL SHARP EDGES.
ALL MACHINED SURFACES TO
HAVE A 125 RMS FINISH UNLESS
NOTED OTHERWISE.
THIRD ANGLE PROJECTION

DRAWN BY: FOD
CHECKED BY: SAB
PROTOTYPE BY: FOD
PROTOTYPE DATE: 3/20/1998
APPROVED FOR PRODUCTION BY: SAB
PRODUCTION DATE: 3/20/1998

SALCO PRODUCTS, INC.
PART NAME:
MANWAY COVER 20" 6-BOLT
MATERIAL:
CARBON STEEL
PROJECT #: 970929 SHEET #: 1 OF 1 SCALE: 2:3
DRAWING #: **E9276** PART #: **TMC2065**